

The Crestron® [CCS-UC-1-X KIT](#) is an AV conferencing solution for UC software platforms. The complete kit contains the CCS-UC-1-X Crestron Mercury® X Tabletop UC System, CCS-CAM-USB-F-400 camera, HD-RX-USB-2000-C HDBaseT® receiver, cables, and power supply.



## In the Box

- 1 CCS-UC-1-X KIT, Crestron Mercury® X Video Conference System

### CCS-UC-1-X Box (6510610)

- 1 CCS-UC-1-X Crestron Mercury® X Tabletop UC System
- 1 Power Pack, 24 VDC, 2.5 A, 100-240 VAC (2045873)
- 1 Power Cord
- 1 Cable, HDMI®, Thin, 6 ft (1.8 m) (6508218)
- 1 Cable, USB 2.0A - Micro B, 6 ft (1.8 m) (2047803)
- 1 Cable, CAT5e RJ-45 Male - RJ-45 Male, 12 ft (3.66 m) (2033988)
- 1 Cable Management Hardware

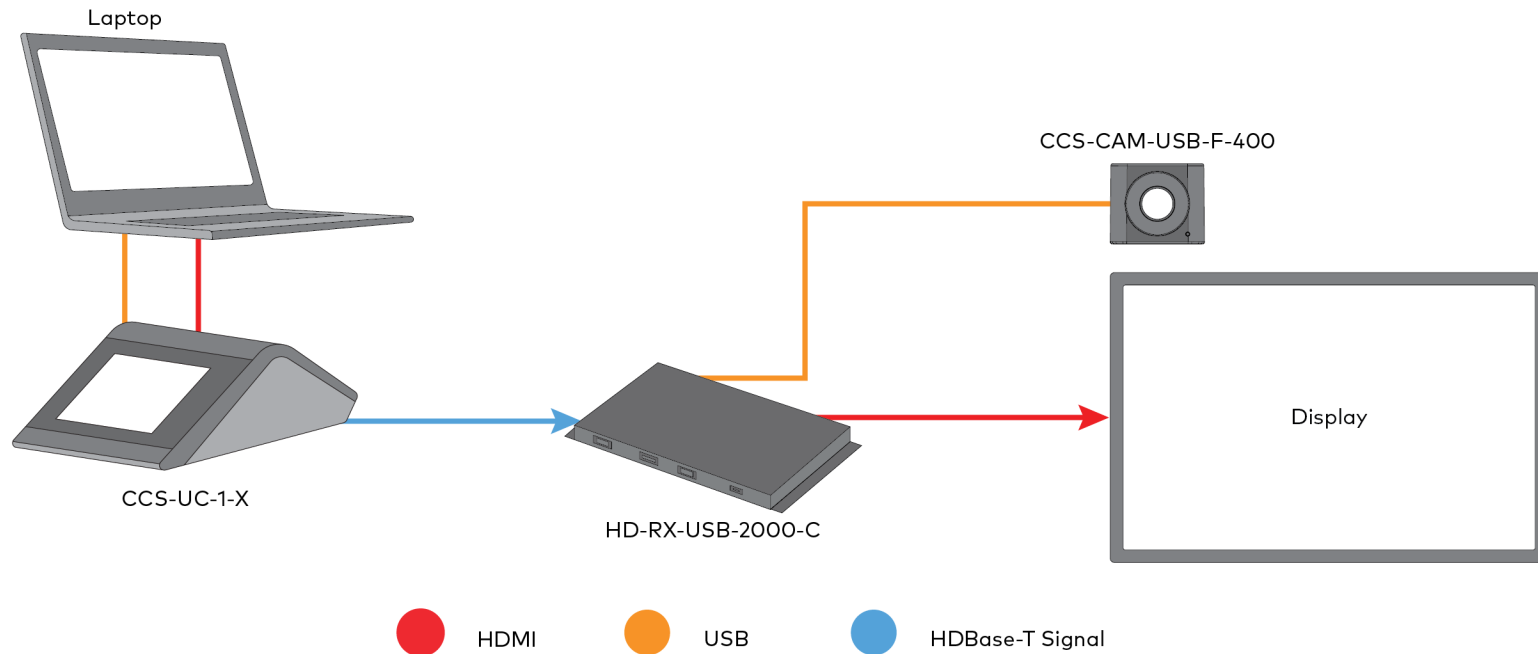
### Accessory Box

- 1 HD-RX-USB-2000-C HDBaseT Receiver with power pack (6510312)
- 1 CCS-CAM-USB-F-400 Camera with cable (6510482)
- 1 STIRP IR Emitter (6500940)
- 1 DM-CBL-ULTRA-PC-50 50 ft (15 m) Ethernet cable (6507641)
- 1 CBL-USB-A-BMICRO-6 USB 2.0 A - Micro B cable, 6 ft (1.8 m) (6508229)
- 1 CBL-HD-6 HDMI® cable, 6 ft (1.8 m) (6503565)



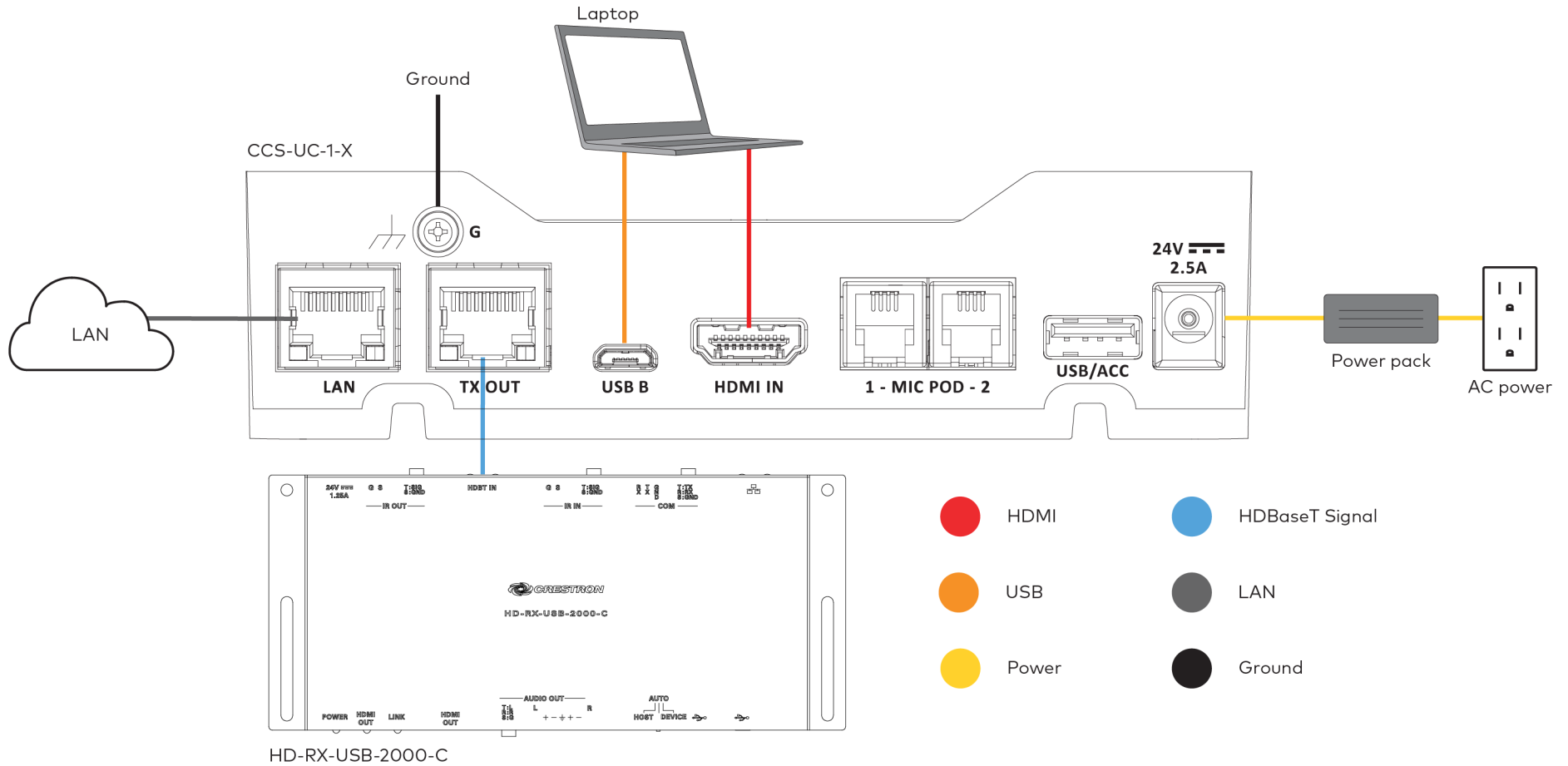
## Overview

The following diagram illustrates laptop connections to the video conference system.

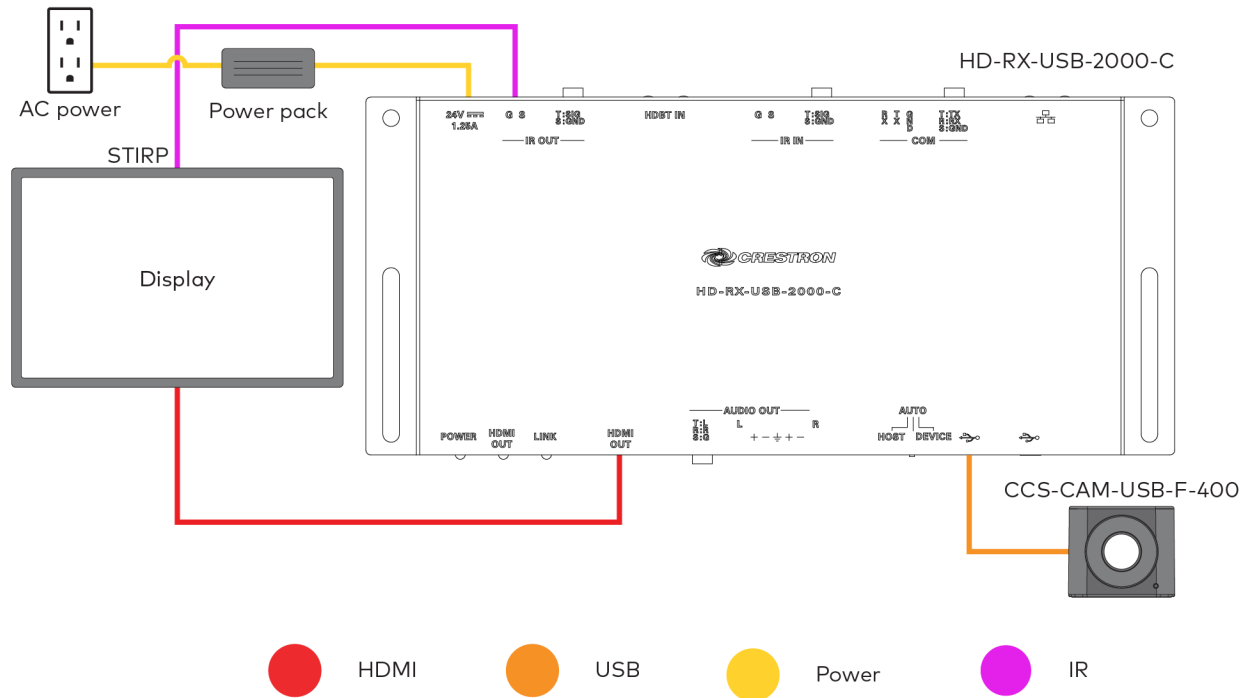


## Connect

1. Make connections to the CCS-UC-1-X and HD-RX-USB-2000-C as shown below.



2. Make connections to the HD-RX-USB-2000-C, CCS-CAM-USB-F-400, STIRP, and display.





## Configure and Use

Refer to the CCS-UC-1 Product Manual (Doc. 7844) at [www.crestron.com/manuals](http://www.crestron.com/manuals) for instructions on configuring and using the CCS-UC-1-X.



## Visit the Product Page

Scan the QR code to visit the product page.



[www.crestron.com/model/6511032](http://www.crestron.com/model/6511032)

## Additional Information

### Original Instructions

The U.S. English version of this document is the original instructions. All other languages are a translation of the original instructions.

Crestron product development software is licensed to Crestron dealers and Crestron Service Providers (CSPs) under a limited nonexclusive, nontransferable Software Development Tools License Agreement. Crestron product operating system software is licensed to Crestron dealers, CSPs, and end-users under a separate End-User License Agreement. Both of these Agreements can be found on the Crestron website at [www.crestron.com/legal/software\\_license\\_agreement](http://www.crestron.com/legal/software_license_agreement).

The product warranty can be found at [www.crestron.com/warranty](http://www.crestron.com/warranty).

The specific patents that cover Crestron products are listed at [www.crestron.com/legal/patents](http://www.crestron.com/legal/patents).

Certain Crestron products contain open source software. For specific information, visit [www.crestron.com/opensource](http://www.crestron.com/opensource).

Crestron, the Crestron logo, and Crestron Mercury are either trademarks or registered trademarks of Crestron Electronics, Inc. in the United States and/or other countries. HDBaseT is either a trademark or registered trademark of the HDBaseT Alliance in the United States and/or other countries. HDMI and the HDMI logo are either trademarks or registered trademarks of HDMI Licensing LLC in the United States and/or other countries. Other trademarks, registered trademarks, and trade names may be used in this document to refer to either the entities claiming the marks and names or their products. Crestron disclaims any proprietary interest in the marks and names of others. Crestron is not responsible for errors in typography or photography.

## HDMI

©2019 Crestron Electronics, Inc.

Doc ID 8574B  
(2054930)

12/03/19