

AIRMEDIA® WIRELESS COLLABORATION SYSTEM

2025 LOOK BOOK

AIRMEDIA | A Whole Room Solution in a Box!

Presentation – present content quickly with the simplest of workflows

Conferencing – conduct seamless video conferencing from any platform

Digital Signage – foster the human connection to employees with company updates and events, or room scheduling and availability

Control – automate the space to work for you

RECEIVERS

AM-3000-WF



AM-3100-WF



AM-3200-WF



AM-3200-GV**



TRANSMITTERS

AirMedia Connect Adaptor



AirMedia Connect Endpoint



APPS



iOS

macOS



**Only select Crestron product models have security certifications. For a complete list of these products and their particular certifications, visit [here](#)

AirMedia Model Comparison



| FEATURES (CLICK SKU TO VISIT PRODUCT PAGE) | AM-3000-WF | AM-3100-WF | AM-3200 | AM-3200-WF |
|--|--|------------|---------|------------|
| Wireless Presentation | ✓ | ✓ | ✓ | ✓ |
| Wireless Conferencing | - | ✓ | ✓ | ✓ |
| USB Interfaces for Wireless Conferencing | - | ✓ | ✓ | ✓ |
| Number of Connect Adaptors and/or Connect Endpoints Supported per System | 8 | 8 | - | 8 |
| Simultaneous Sources On-Screen | 4 | 4 | 4 | 4 |
| Customizable Background and Logo | ✓ | ✓ | ✓ | ✓ |
| Built-in Room Scheduling with on Screen Details | ✓ | ✓ | ✓ | ✓ |
| Digital Signage | ✓ | ✓ | ✓ | ✓ |
| microSD® Card Support up to 2TB | ✓ | ✓ | ✓ | ✓ |
| Built-in Wi-Fi® 6 and Bluetooth® Communications | ✓ | ✓ | - | ✓ |
| Supports Interface to Touch Screen Displays | ✓ | ✓ | ✓ | ✓ |
| Audio Output | - | - | ✓ | ✓ |
| HDMI® Input | - | - | ✓ | ✓ |
| RS-232/IR Control Ports | - | - | ✓ | ✓ |
| Dual LAN Interfaces | - | - | ✓ | ✓ |
| Power Options | PoE+, DC power supply (PW-2412WU sold separately) | | | |
| Interoperability with Crestron Products | Room scheduling, input-expansion/ content distribution, touch panels/ control systems, occupancy sensor, enterprise cloud management, etc. | | | |
| Security Protocols | Enterprise-grade security at device level: AES/TLS, HTTPS, SSL, 802.1X, Active Directory® Credential Management | | | |
| Warranty | Limited 3-year warranty | | | |
| Cloud Management | Native and direct connection to Crestron XiO Cloud® management platform | | | |

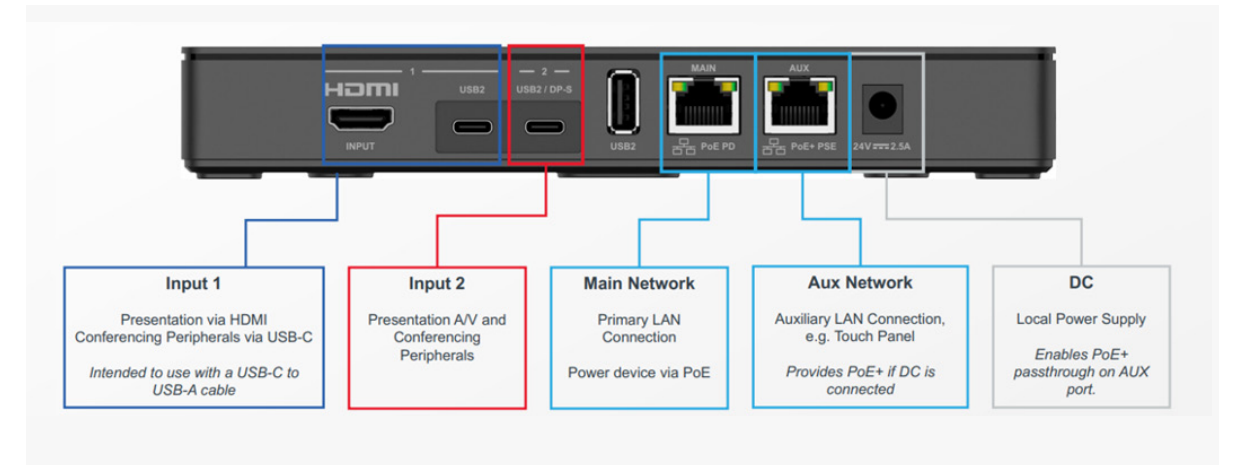
AirMedia Transmitter Options



AirMedia® Connect Adaptor

Wireless Presentation & Conferencing

- Plug-and-play BYOD meeting experience
 - USB-C® connectivity with DisplayPort Alt-Mode
 - No drivers to install or software to run
- Supports 4K30 video
- Mirror or extend desktop
- USB conferencing peripherals connected to the AirMedia unit made available upon connection
- Secure connection and designed to adhere to IT and network policies



AirMedia® Connect Endpoint

Simple Connection Options to Present & Conference


- Endpoint form factor for installation under tables or in podiums/lecterns
- Same features as the AirMedia Connect Adaptor **plus**:
 - Connect to the AirMedia receiver via Wi-Fi® wireless technology or wired network connectivity
 - Connects to user's device with USB-C® or HDMI® connectivity + USB
- No software, drivers, or applications required

AirMedia Connect Endpoint Spotlight

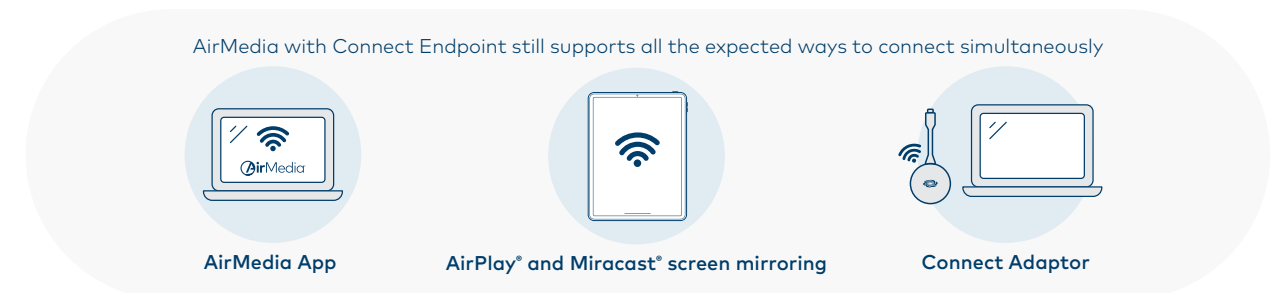
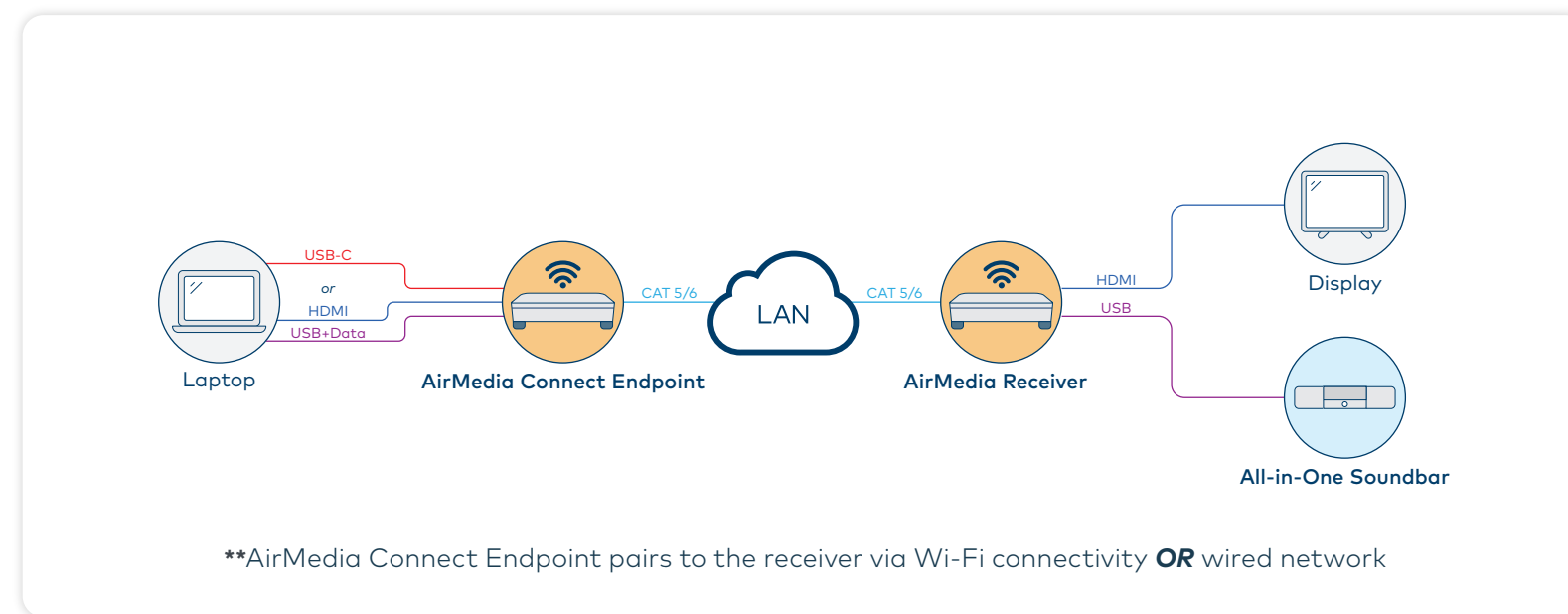
Flexible Power Options

3 ways to Power

- From the laptop via USB-C connectivity (just like the Connect Adaptor)
- PoE
- DC power supply (**PW-2420RU**)
 - **BONUS:** Passes on PoE+ to the AUX RJ45 to power devices like a touch screen for control



Use Case



Presentation Diagram for Huddle Rooms

Quickly start sharing content during local meetings

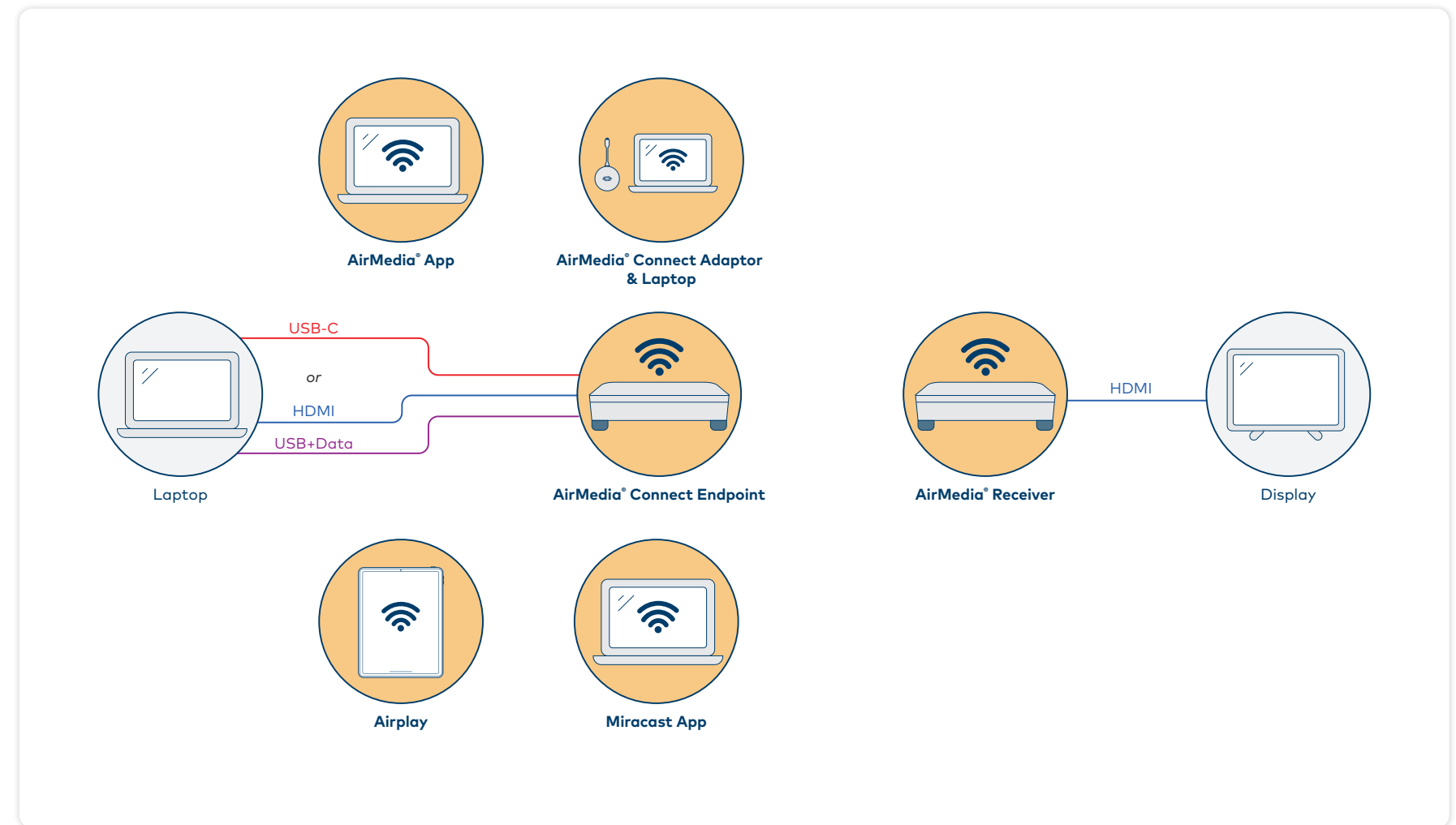
Multiple ways for people to connect:

- AirMedia app
- Apple® Airplay® software screen mirroring
- Miracast® projection devices
- AirMedia Connect Adaptor and/or Connect Endpoint
 - Great for guest who are not given access to the corporate network

Works with multiple digital signage partners for displaying schedules and information

For higher resolution content, use the AirMedia Connect Adaptor and/or Connect Endpoint to share up to 4k30 (AirMedia app and screen mirroring software support up to 1080p)

The AirMedia Connect Endpoint communicates with the AirMedia receiver via Wi-Fi connectivity to make installation easier



AirMedia® and DM® Essentials System Diagram for Small/Medium Rooms

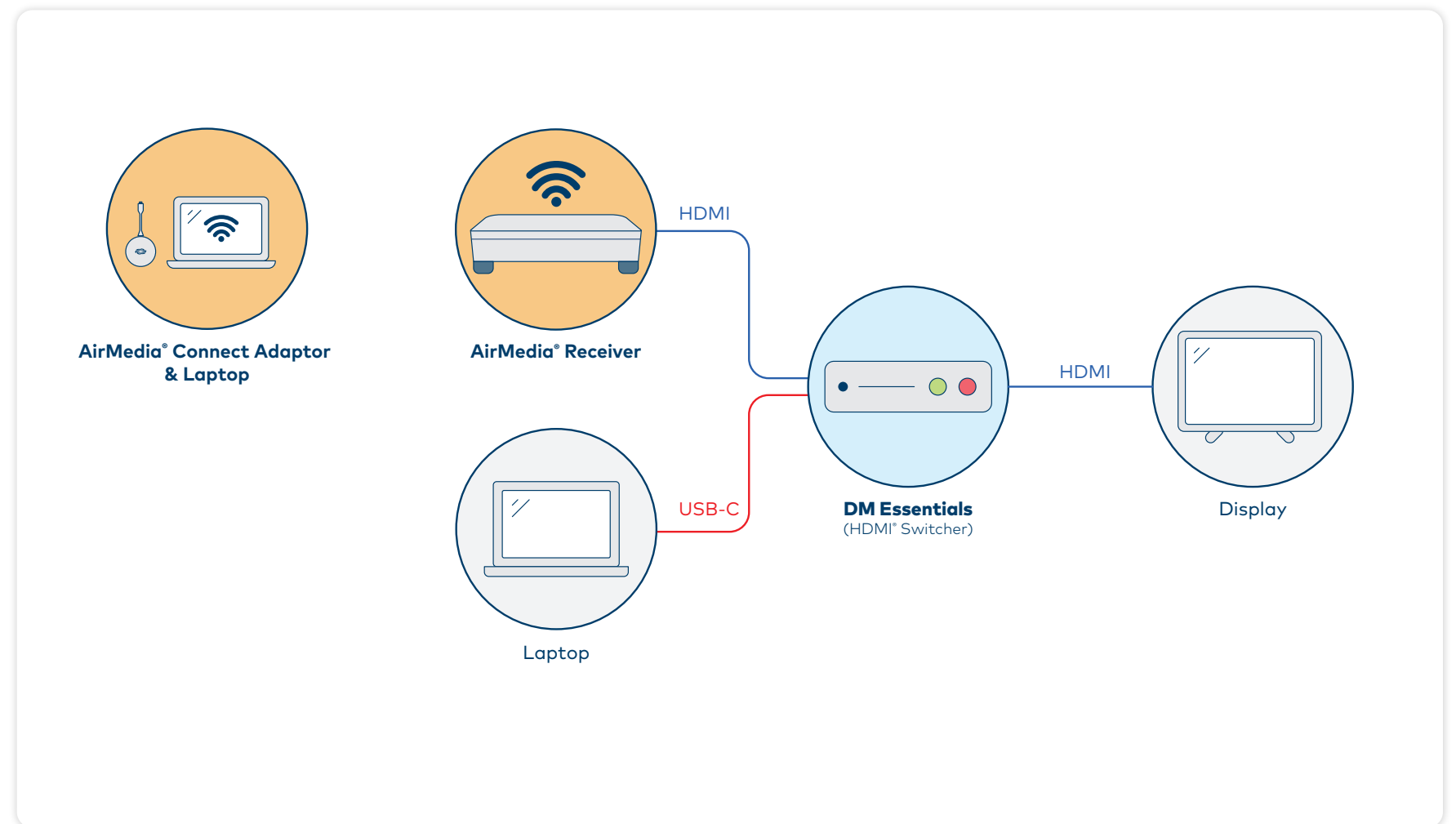
Multiple inputs with Automatic Switching

Provide rooms with additional versatility with multiple wired inputs as well as sharing content wirelessly through the AirMedia system

DM® Essentials switcher provides automatic switching, so no control processor required

- Charging capability provided by the USB-C® input (depending on model)
- Point-to-point extension using standards-based HDBaseT® protocol eliminates distance concerns

Great solution for budget friendly classrooms or huddle spaces

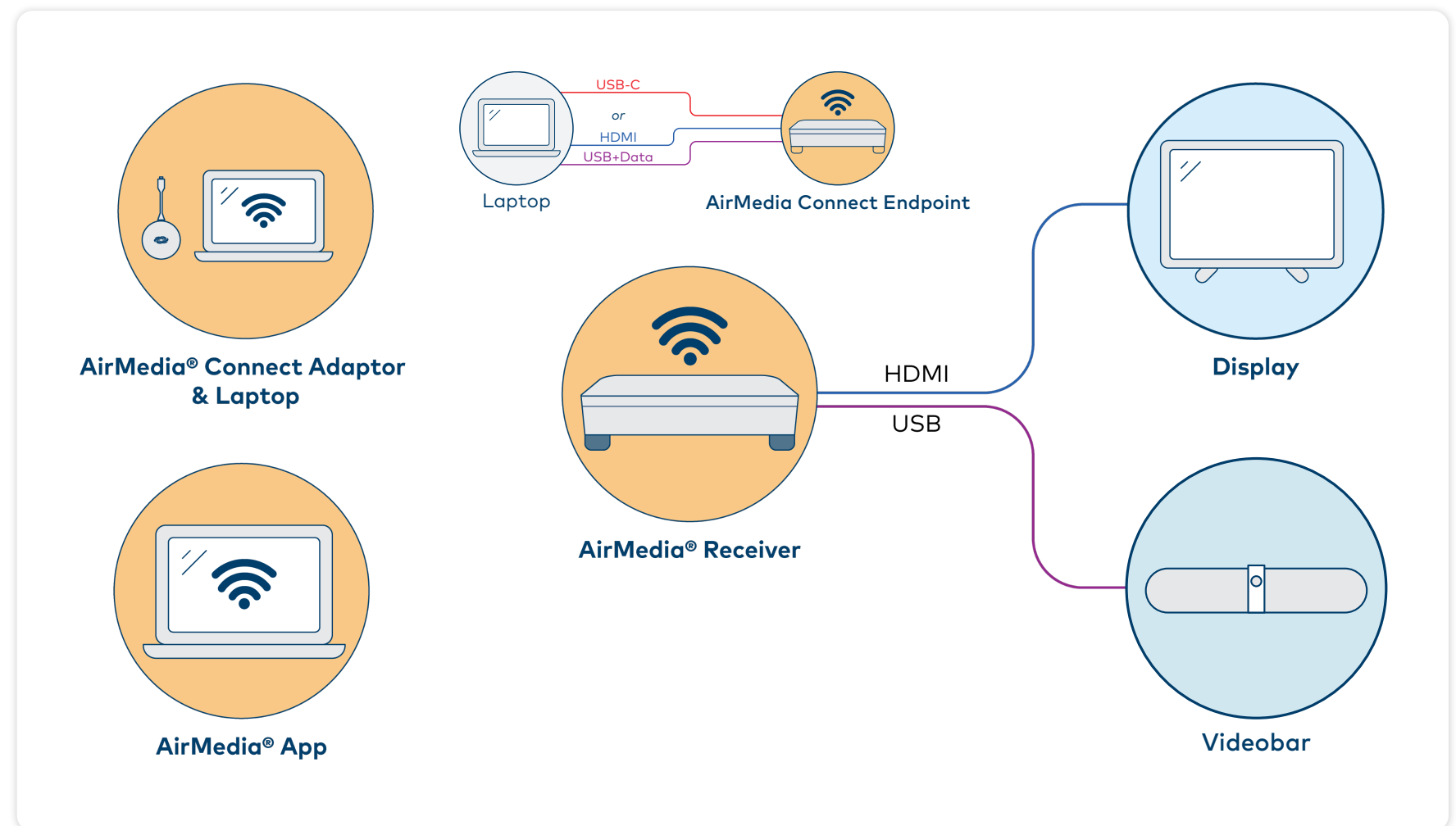


Video Conferencing Diagram for Small/Medium Meeting Rooms

Host BYOD Meetings with the Conferencing Platform of Your Choice

Wired or wirelessly connect your device to the system

- Join the conferencing platform of your choice using the AirMedia® Connect Adaptor, Connect Endpoint, or Microsoft® Windows® app for AirMedia® conferencing systems
- Wirelessly connects a personal device to the room's USB conferencing peripherals (cameras, mics, speakers, etc.) for BYOD meetings
- In addition to connecting and starting a video conference with ease, the Connect Adaptor and Connect Endpoint provide guests access to the AirMedia system without accessing your corporate network
- Fit the needs of your space with a wide range of supported conferencing peripherals (view [here](#))



Crestron Flex System with Windows® OS Diagram for Small/Medium Rooms

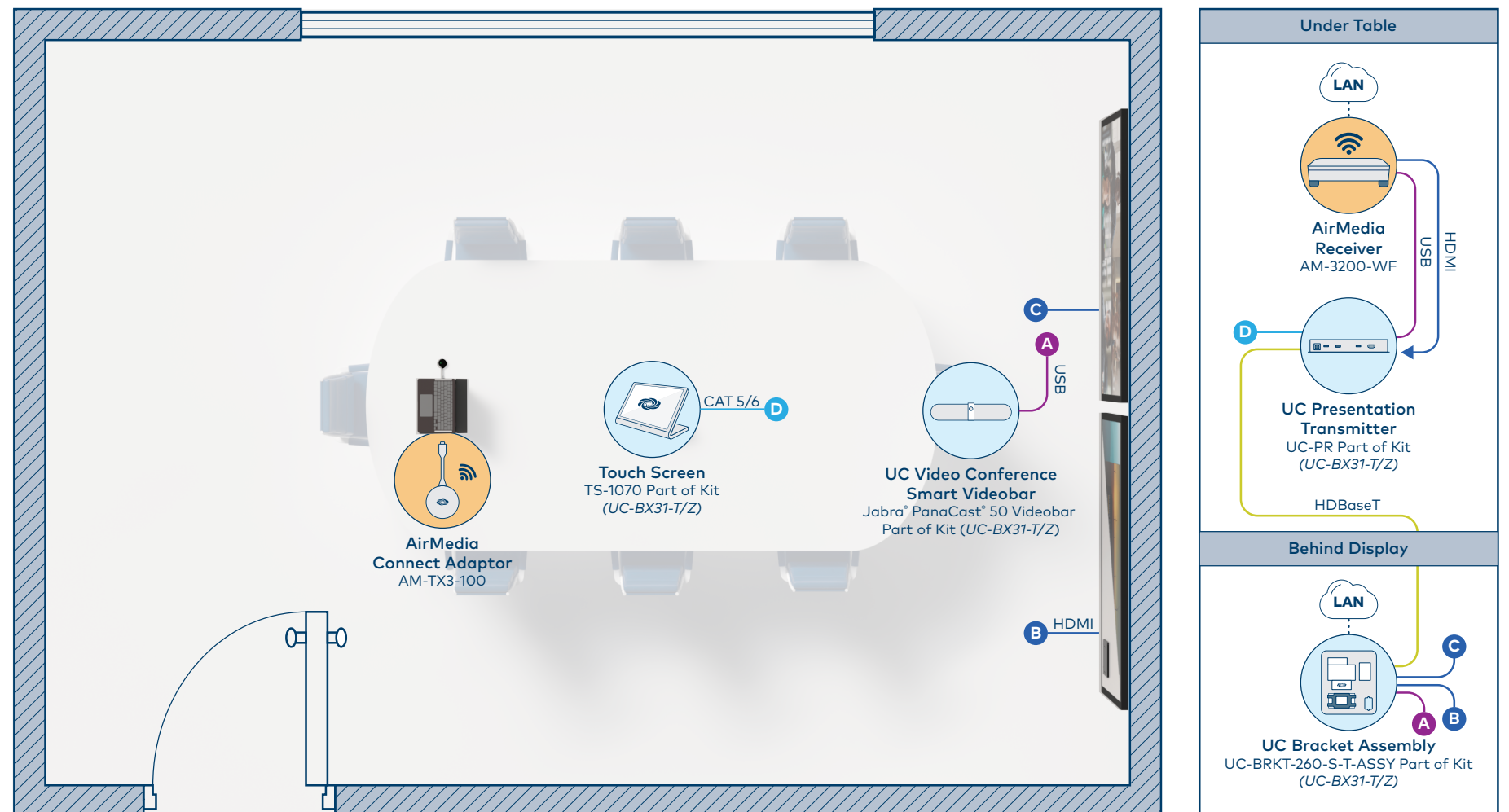
Add Wireless Collaboration into Video Conferencing Systems

Brings AirMedia® wireless BYOD presentation and conferencing to your certified video conferencing equipment

- Works with Microsoft Teams® Rooms and Zoom Rooms® video conferencing systems
- Use the certified peripherals already in the room for BYOD wireless conferencing through the AirMedia® system
- During UC meetings users can wirelessly share their personal device without joining the call

Example Workflow:

- User walks into room to conduct a call from the Crestron Flex system
- Users personal computer is not used to create the call nor is it part of the call
- To share content from their computer, instead of adding themselves to the call, they can simply use a Connect Adaptor to directly share content into the active UC call on the Crestron Flex system
- This is great for multiple or uninvited in-room attendees during ad hoc or scheduled meetings



All-in-One Android™ OS Intelligent Videobar Diagram for Medium/Large Rooms

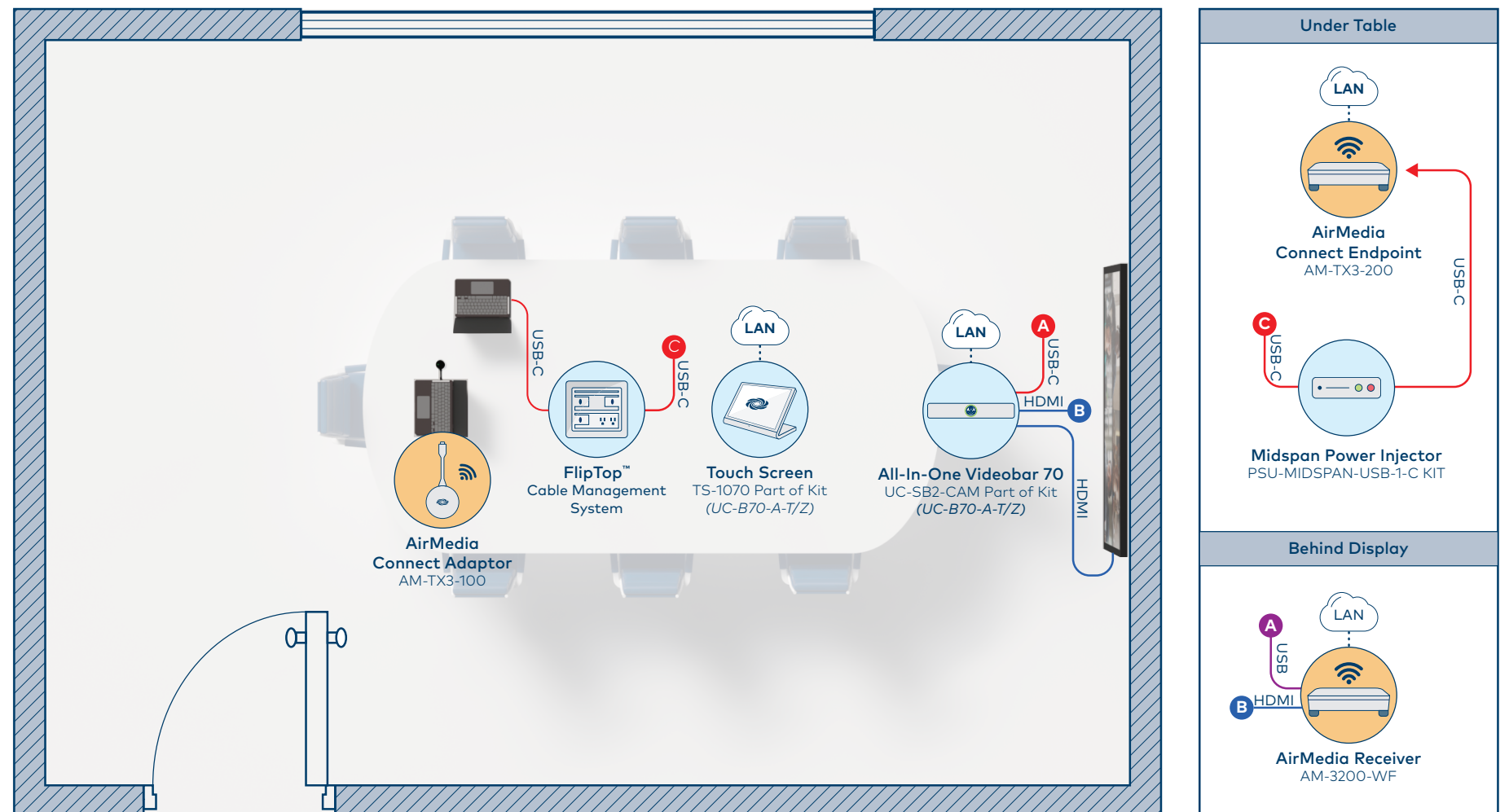
Add Wireless Collaboration into Video Conferencing Systems

Add BYOD conferencing from any platform on top of the Crestron Videobar 70 native experience

During BYOD wireless conferencing with the AirMedia system, users still take advantage of Crestron Videobar 70's intelligent features:

- Group framing
- Speaker tracking
- Composition

Learn about configuring wireless conferencing and Flex Mode [here](#)



Smart Room with Wireless Conferencing and Presentation Diagram

A Whole Room Solution for Any Space

Multiple ways for participants to connect including AirMedia Transmitters (perfect for guests without network access), AirMedia app, and screen mirroring software

- The AM-3200-WF has an HDMI® input to add a wired source, like a room PC, if needed

AirMedia® Connect Endpoint adds USB-C® or HDMI® + USB connectivity to present and conference with the in room peripherals

- The [midspan power injector](#) provides device charging to the USB-C connection

1 Beyond i-Series cameras connect with each other over the network

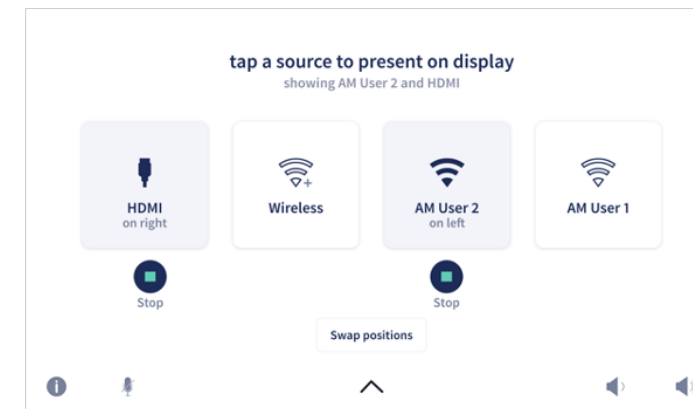
- Automatically switch between a camera in group framing mode and a camera in presenter tracking mode, **NO** additional hardware needed (supports up to 5 cameras, learn how to configure intelligent switching [here](#))

With built-in control, switch inputs and manage on-screen users from the touch panel with no programming or additional processor required

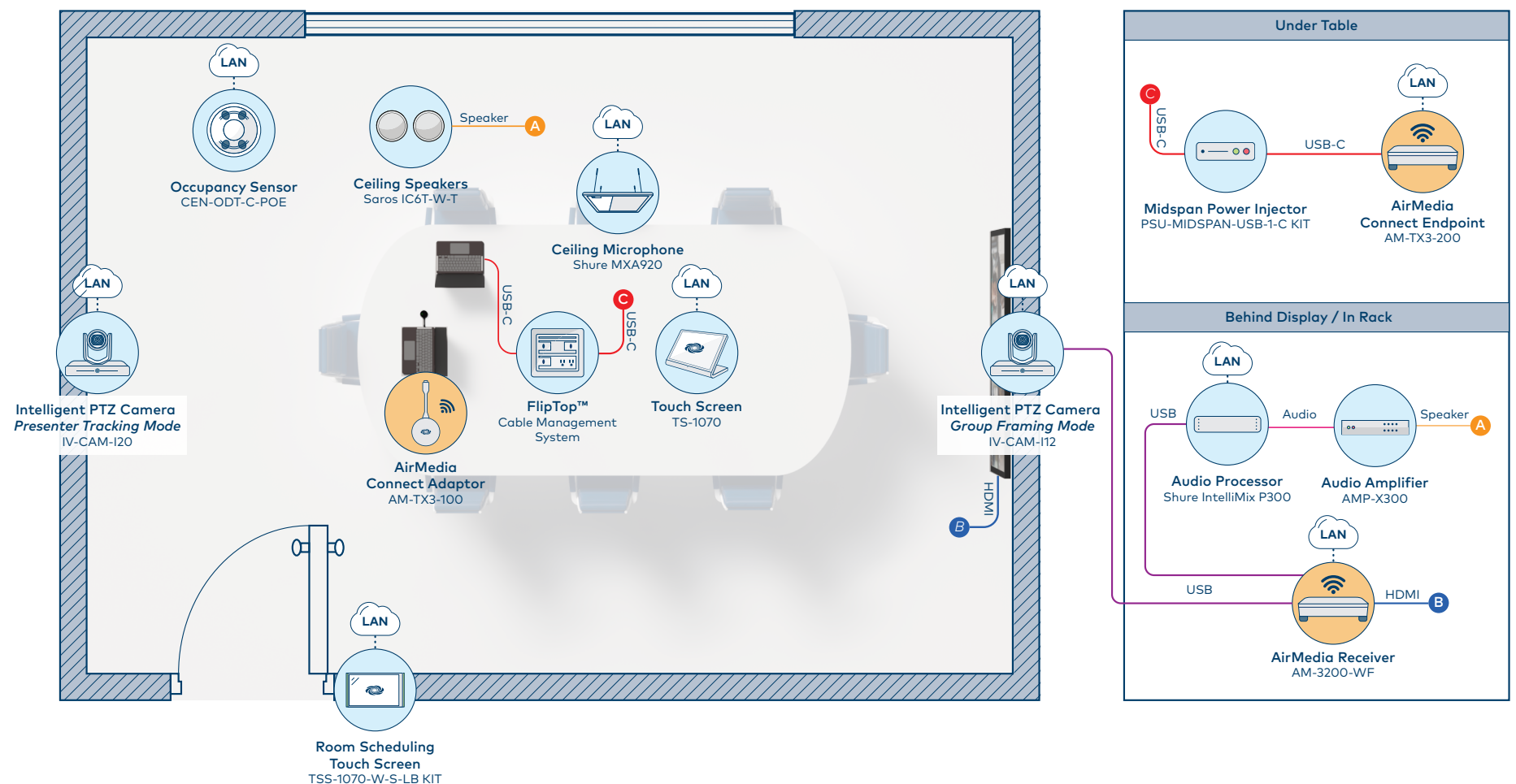
Occupancy sensor direct connects to the AirMedia system through the network to automate the room and provide room usage analytics directly into the Crestron XiO Cloud® management platform

The AirMedia system works with a variety of 3RD party peripherals, including cameras, mics, and audio DSPs

- MXA920 mics connect to the audio processor via the network
- Note: Devices connected to the AirMedia Collaboration System should be certified (for a full list of certified peripherals, visit [here](#))



User Interface on Touch Screen



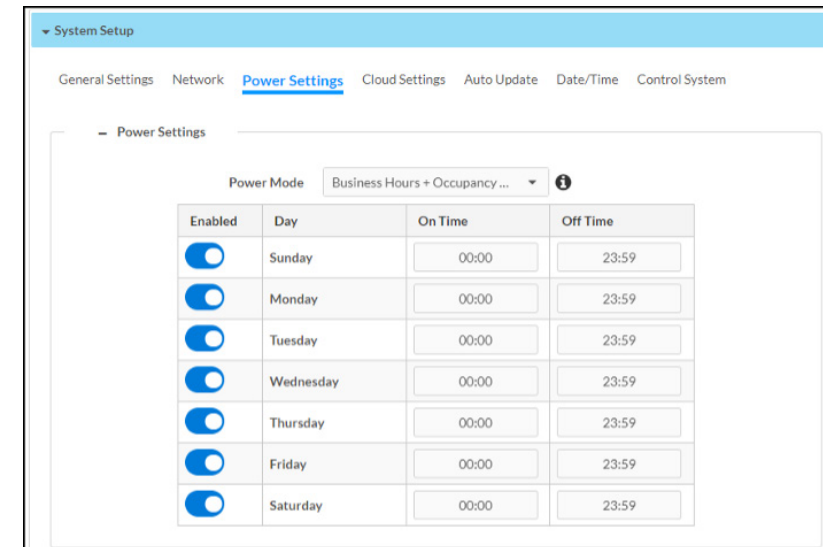
Expanded Interoperability

Add More Convenience to Your System

Schedule Power Settings

The default power mode is Business Hours + Occupancy Based, allowing the receiver to wake/sleep based on the set business hours and/or room occupancy

For more on Power Settings, visit [here](#)

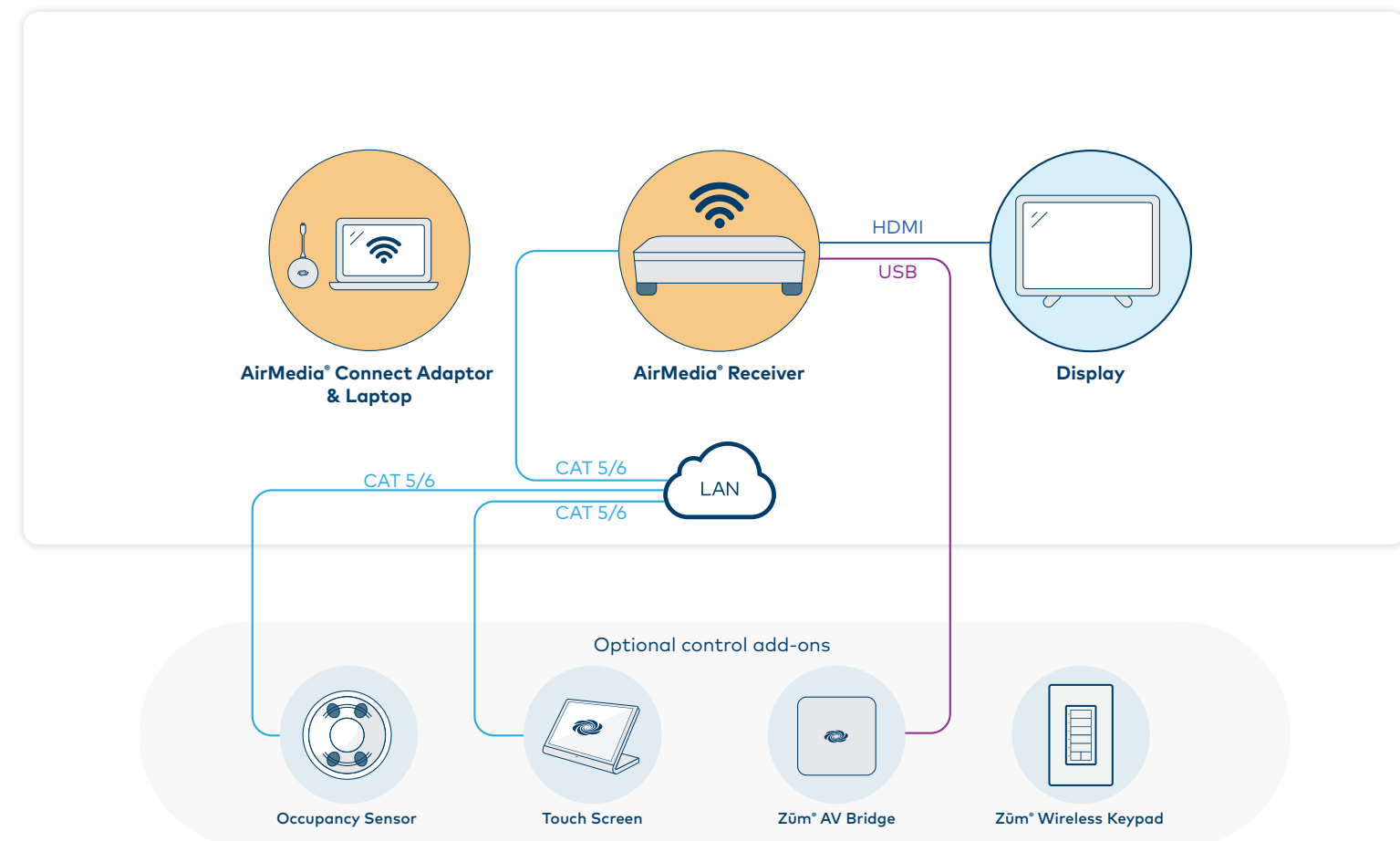


Add simple controls without a control processor

Using the AirMedia system's built-in control functionality:

- Add a Zūm® AV Bridge and wireless keypad for basic power and volume controls
- Occupancy sensor provides room usage data to the XiO Cloud® service and can trigger the room to turn off when not in use

Perfect for cost effective huddle spaces or ad-hoc study spaces. Learn how to configure the wireless keypad [here](#)



Digital Signage

Keep Everyone Informed with Any Display Connected to an AirMedia System

Use built in signage with Appspace® signage to communicate with the campus/facility

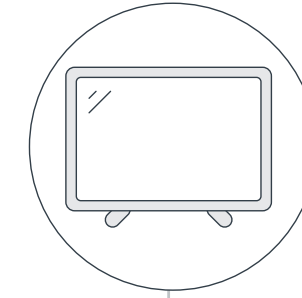
- Transform any display into an intelligent communication hub with real time room availability, branded visuals, and seamless digital signage integration

Configure any of the previous application examples to show digital signage when the room is not in use

- No need to separate your digital signage and wireless collaboration hardware devices

For help setting up digital signage, visit [here](#)

DISPLAY



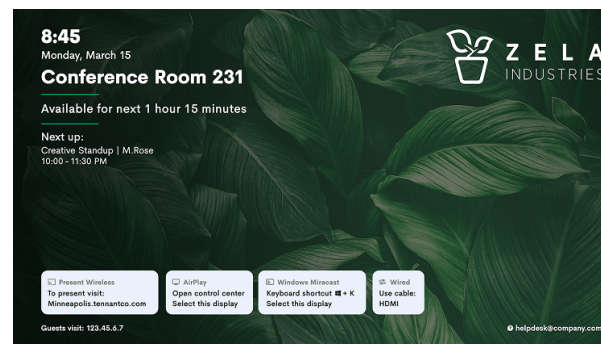
AIRMEDIA



Partners



+ Your Own Server



Your Schedule



Your Brand



Your Information

Native Add-On Options

Seamless Integration with Crestron Solutions

AirMedia systems when paired with an [occupancy sensor](#) and room scheduling can automatically release no show bookings and turn off the room

- Crestron scheduling gives the freedom to choice between 20+ of the top providers, allowing you to switch if needs change in the future

Use with up to five i-Series cameras to bring Intelligent Video into your BYOD spaces

DM® Essentials switchers, transmitters, and receivers allow for additional wired inputs and extend signals longer distances over standard HDBaseT® connectivity

Using the AirMedia system's audio output, connect to Crestron's range of amplifiers and speakers

AirMedia systems have built-in control capabilities to automate the space

- Add a touch panel to control volume, switch sources, and start/stop presentations, no programming or processor required

Crestron's XiO Cloud remote monitoring and managing service allows you to see the status, analytics, and take action on all Crestron and thousands of 3RD party devices.

Add more customization with Crestron Control solutions to unify **all** in-room technology, Crestron and 3RD party, bringing consistent control to any space with multiple form factor options



Room Scheduling and Occupancy



Intelligent Video



DM Essentials



Audio



Touchscreens




XiO Cloud



Control



Cables



AirMedia Connect Endpoint FAQs

Do we need network switchers that require IGMP to make multi point on the AirMedia Connect Endpoint (AM-TX3-200) work?

No, it is not a requirement.

Are there any surface mounts available for the AirMedia Connect Endpoint (AM-TX3-200)?

The device ships with a mounting bracket that can be used to mount underneath a table, in a podium, etc.

Does the AirMedia Connect Endpoint (AM-TX3-200) support 4K?

Yes, 4K30 presentation support similar to the AirMedia Connect Adaptor (AM-TX3-100).

Is it possible to power a 2nd AirMedia Connect Endpoint (AM-TX3-200) with 1 DC power supply?

No, each AirMedia Connect Endpoint (AM-TX3-200) would get its own DC power supply. This powers the device itself and also enables the PoE+ passthrough on the AUX port.

How many AirMedia Connect devices (AM-TX3-x00) can be paired to an AirMedia receiver?

Up to 8 total AirMedia Connect devices (AM-TX3-x00), mix and matched between AM-TX3-100 and AM-TX3-200, can be paired to an AirMedia receiver (4 devices can be shown on screen at once).

Can the USB-C port on Input 1 be used for A/V and data?

No, the USB-C port on input 1 is for data only and is tied to the HDMI input for A/V. The USB-C port on input 2 can be used for A/V and data.

Additional Resources

Training, Support, and More



Software & Firmware [Learn More](#)



Guides & Manuals [Learn More](#)



AirMedia® Wireless Conferencing: Supported Peripherals: [Learn More](#)



CTI CRESTRON TECHNICAL INSTITUTE

* Log in required

[AirMedia Design Course*](#) [AirMedia Overview Course*](#)

[.AV Framework for AirMedia Tutorial](#) [Wireless Collaboration Tutorial Series](#)



COMMUNITY
Quickly find the answers and resources you need for all things Crestron.

TRAINING
Industry-leading training from the Crestron Technical Institute.

RESOURCE LIBRARY
Documentation, tools, software, and firmware

DESIGN IDEAS
Inspirational ideas for Enterprise, Education, Government, and Residential use cases

TRUE BLUE

We are True Blue. For You.

TECHNICAL SUPPORT 888.273.7876 (OPTION 1)

CUSTOMER SUPPORT 888.273.7876 (OPTION 2)

SALES SUPPORT 888.273.7876 (OPTION 3)



More design ideas

Inspirational ideas for rooms

Designs include a bubble diagram, system design, and system CAD.

Conference Room

Hybrid/Hyflex Classroom

Huddle Space

Budget-Friendly Classroom

Divisible Space

Simulation Lab

Training Room

eSports Lab

Boardroom

Active Learning Space

Auditorium



View all designs at crestron.com/DesignIdeas

v.021225
 All brand names, product names, and trademarks are the property of their respective owners. Certain trademarks, registered trademarks, and trade names may be used in this document to refer to either the entities claiming the marks and names or their products. Crestron disclaims any proprietary interest in the marks and names of others. Crestron is not responsible for errors in typography or photography. ©2025 Crestron Electronics, Inc.