

# UC-CX100-Z-WM

## Crestron Flex Advanced Video Conference System Integrator Kit with a Wall Mounted Control Interface for Zoom Rooms® Software



- *Conferencing integration solution for Zoom Rooms® software*
- *Present, call, conference, and collaborate using your own device's UC conference platform (BYOD) or the native Zoom Rooms® platform*
- *Native Zoom Rooms® touch screen UI provides a consistent, simple user experience with one-touch meeting joins*
- *Complete kit contains a 10.1 in. wall mount touch screen, a UC presentation transmitter, and UC bracket assembly*
- *Network management and provisioning and system alerts through the XiO Cloud® service*
- *Premium-level support with Crestron Flex Care (optional)*
- *Enterprise-grade security - connects and communicates securely over any enterprise or SMB network*
- *Supports up to three video displays (not included)*

The UC-CX100-Z-WM Crestron Flex integrator kit provides a customizable video conference solution for use with Zoom Rooms® software. It supports up to three video displays<sup>1</sup> (not included) and features a UC presentation transmitter, a wall mount touch screen and a UC bracket assembly.

### Native Zoom Rooms® Software Experience

The UC-CX100-Z-WM system features Zoom Rooms conferencing software that enables audio and video connectivity for easy collaboration and content sharing.

### Custom Room Integration

The UC-CX100-Z-WM system provides the essential components needed to design a fully custom video conferencing space using your choice of display devices, cameras, speakers, microphones, and other AV equipment. Any Zoom Rooms software compliant USB camera and USB audio conferencing interface (or speakerphone) may be used.

### Intuitive User Interface

With a large 10.1 in. (257 mm) capacitive touch screen display, the Crestron® wall mount touch screen ([TSW-1070](#)) provides superior conferencing control in meeting rooms, huddle spaces, and executive offices. The touch screen also offers optional control of room lighting, shades, thermostats, and other equipment.

### Simplified Deployment

The UC Bracket Assembly provides preassembled components on one ready-to-mount bracket to simplify installation. The assembly can be mounted on a wall, or it can be attached to the rear of the display device.

### Wall Mount Options

Using the bracket provided, the touch screen is easily installed over a 2-gang or 3-gang US electrical box, or a 2-gang European or UK electrical box. A security latch option is included to deter unauthorized removal of the touch screen.

### Bring Your Own Device (BYOD)

Conference room visitors can connect their laptop to the Crestron Flex system to use their own UC conference platform. The UC Presentation Transmitter (UC-PR) switches to the connected laptop's UC platform and returns to the native platform when disconnected.<sup>3</sup> For a list of BYOD tested devices on the UC-PR, refer to [OLH Article 1000889](#).

### Enterprise-Grade Security

Crestron Flex is an enterprise-grade solution that is ideally equipped for mass deployment throughout any sized corporate, university, medical, military, or government facility.

### Easy Provisioning and Device Management

The XiO Cloud service is an IoT cloud-based provisioning service (available separately) that enables installers and IT managers to easily deploy and manage thousands of devices. The XiO Cloud service provides system alerts, network management and provisioning, and the pairing of a control device to the system's UC Engine. System updates are controlled by Windows® software update.

Visit [www.crestron.com/xiocloud](http://www.crestron.com/xiocloud) for additional information.

### Premium-Level Support

Crestron Flex Care is an optional subscription service that automatically renews annually, providing 24/7 live remote technical support, an extended five year warranty on

# UC-CX100-Z-WM

## Crestron Flex Advanced Video Conference System Integrator Kit with a Wall Mounted Control Interface for Zoom Rooms® Software

Crestron® branded hardware, expedited advance replacements, and a discounted rate for on-site support.

Visit [www.crestron.com/flexcare](http://www.crestron.com/flexcare) for detailed terms and conditions and additional information.

### Deployment Resources

View the [Crestron Flex Pre-Deployment Checklist](#) to help plan your Crestron Flex installation.

## Specifications

### Included Components

<a href="#">TSW-1070-B-S</a>	10.1 in. (257 mm) wall mount touch screen, black
<b>UC-BRKT-260-P-Z-ASSY</b>	UC Bracket Assembly comprised of: <ul style="list-style-type: none"><li>• UC Engine: Mini PC with Zoom Rooms video</li><li>• HD-CONV-USB-260: HDMI® over CAT5 to USB 3.0 converter for content ingest</li><li>• Mounting hardware</li></ul>
<b>UC-PR</b>	UC Presentation Transmitter with Cable Organizer
<a href="#">CBL-4K-DP-HD-6</a>	DisplayPort™ to HDMI Cable, 6 ft (1.8 m); secondary display
<a href="#">CBL-CAT5E-7</a>	(3) Ethernet LAN cable for UC Engine, RJ-45-to-RJ-45, black, 7 ft (2.1 m)
<a href="#">CBL-HD-6</a>	HDMI Interface Cable, 6 ft (1.8 m); primary display
<a href="#">DM-CBL-ULTRA-PC-20</a>	Ethernet LAN cable, CAT6a, RJ-45-to-RJ-45, blue, 20 ft (6.1 m)

### Wall Mount Touch Screen

<b>Touch Screen</b>	10.1 in. (257 mm) diagonal capacitive multi-touch TFT active matrix color LCD, 1920 x 1200 pixels
<b>UI</b>	Zoom Rooms UI plus optional Crestron Smart Graphics® room control UI <sup>2</sup>

<b>Ethernet</b>	100/1000 Mbps, auto switching, auto negotiating, auto discovery, full/half duplex, TCP/IP, UDP/IP, CIP, DHCP, SSL, TLS, SSH, SFTP (SSH File Transfer Protocol), IEEE 802.1X, SNMP, IPv4 or IPv6, Active Directory® service authentication, HTTPS web browser setup, XiO Cloud® client, IEEE 802.3at compliant
<b>Power over Ethernet</b>	IEEE 802.3at Type 2 compliant PoE+ PD (Powered Device); Normally requests 15 W from an 802.3at Type 2 PSE with LLDP advanced power management; With room scheduling and USB enabled, requests 18 W from an 802.3at Type 2 PSE with LLDP; Requests 30 W (PoE+ Class 4) from an 802.3at Type 2 PSE without LLDP; Requests 15.4 W (PoE Class 0) from an 802.3af (or 802.3at Type 1) PSE
<b>Power</b>	Powered via PoE passthrough on the UC-PR
<b>Construction</b>	Plastic, smooth black finish, edge-to-edge glass with black surround
<b>Dimensions</b>	Height: 5.87 in. (149 mm) Width: 9.46 in. (240 mm) Depth: 2.01 in. (51 mm) Dimensions do not include mounting bracket or add-on accessories
<b>Weight</b>	1.61 lb (730 g)

### UC Bracket Assembly

<b>UC Engine</b>	Mini PC, Intel Core® processor with Windows® 11 IoT Edition OS and 100/1000 Mbps Ethernet connectivity
<b>UC Client</b>	Zoom Rooms software
<b>Management Client</b>	XiO Cloud Service
<b>Content Ingest</b>	HDMI input via CAT5 to USB 3.0 converter
<b>Display Output</b>	Up to three displays support <sup>1</sup>
<b>Display Output Resolution</b>	1080p
<b>Power</b>	UC Engine: 100-240VAC, 50/60 Hz adapter (included); CAT5 to USB 3.0 converter: 24VDC via external 100-240VAC, 50/60 Hz power pack (included)
<b>Construction</b>	Metal mounting bracket, black, preassembled with UC Engine and CAT5 to USB 3.0 content ingest device

# UC-CX100-Z-WM

## Crestron Flex Advanced Video Conference System Integrator Kit with a Wall Mounted Control Interface for Zoom Rooms® Software

<b>Mounting</b>	Surface wall mount behind the display device, or attach to the rear of the display device via the bolts attaching the display to a VESA® compliant display mount; Bracket includes mounting holes on both side edges, spaced 100, 200, and 300 mm vertically, to allow for attachment to either side of the display mounting plate
<b>Dimensions</b>	Height: 15.00 in. (381 mm) Width: 14.50 in. (368 mm) Depth: 1.87 in. (48 mm)
<b>Weight</b>	8.0 lb (3.7 kg)

### UC Presentation Transmitter (UC-PR)<sup>3</sup>

<b>Video Input Signal Types</b>	HDMI, DisplayPort™ 1.2 via USB-C® port
<b>Video Output Signal Types</b>	HDMI over CAT5
<b>Resolution</b>	1080p
<b>Video Content Protection</b>	HDCP 1.4 and HDCP 2.2
<b>Audio Input Signal Types</b>	HDMI, DisplayPort 1.2 via USB-C port
<b>Audio Output Signal Types</b>	HDMI over CAT5
<b>Communications</b>	Ethernet: 100 Mbps, auto-switching, auto negotiating, auto-discovery HDMI over CAT5: HDCP, Ethernet HDMI: HDCP USB: USB 2.0 and USB 3.0
<b>Connectors</b>	LAN PoE: (1) 8-pin RJ-45 connector; ACC: (1) USB 3.0 Type B connector; For firmware loading only; USB A: (1) USB 2.0 Type A connector; USB B: (1) USB 2.0 Type B connector; USB: (1) USB 2.0 Type-C connector; HDMI IN: (1) HDMI Type A; To RX: (1) 8-pin RJ-45 connector; Power Jack: (1) DC power connector; LAN: (1) 8-pin RJ-45 connector; Ground: (1) 6-32 screw
<b>Indicators</b>	PWR: (1) Green LED, indicates operating power supplied via power supply Ethernet: (2) LEDs on To RX port; Green indicates Ethernet link status; Amber indicates Ethernet activity
<b>Power Supply</b>	24VDC, 6A, 100-240VAC
<b>Device Charging</b>	Up to 60 W charging for devices connected via USB-C port

<b>Construction</b>	Metal, black finish, integral mounting flanges; Vented top, front, bottom, and sides
<b>Mounting</b>	Surface mount for mounting under table; Attaches to a single rack rail
<b>Dimensions</b>	Height: 1.58 in. (40 mm) Width: 9.25 in. (235 mm) Depth: 8.20 in. (208 mm)

### Model

#### UC-CX100-Z-WM

Crestron Flex Advanced Video Conference System Integrator Kit with a Wall Mounted Control Interface for Zoom Rooms® Software

### Available Accessories

For a list of available accessories, visit the [UC-CX100-Z-WM](#) product page.

#### Notes:

1. Display must support "Wake on Sync" and "Sleep on No Sync" functionality. Consult the display manufacturer's specifications or internal settings of the specific display.
2. Room control capability (lighting, shades, thermostats, etc.) requires additional equipment and commissioning to be provided by a Crestron authorized integrator and/or programmer. Additional costs may apply.
3. The UC-PR uses a USB-C 2.0 connection to provide content sharing, BYOD support, and charging for a user's device. Because USB-C supports multiple functions, device compatibility often varies. While some devices can accept power and data through the same USB-C connection, others cannot. The USB-C port on the UC-PR (labelled "USB") uses DisplayPort alternate mode for transporting video signals. Consult the connected device's user manual or manufacturer to ensure that the device supports DisplayPort alternate mode. Some devices that support DisplayPort alternate mode may not support device charging. For a list of tested devices, refer to [OLH Article 1000889](#). USB-C transfer speeds may vary based on the connected device's processing speed, system configuration, the operating environment, and/or other factors. If the user's device does not support USB-C, then a combination of HDMI and USB B may be used for content sharing or BYOD functionality as described in the [UC-CX100-Z-WM Quick Start guide](#) (Doc. 8947).

# UC-CX100-Z-WM

## Crestron Flex Advanced Video Conference System Integrator Kit with a Wall Mounted Control Interface for Zoom Rooms® Software

This product may be purchased from select authorized Crestron dealers and distributors. To find a dealer or distributor, please contact the Crestron sales representative for your area. A list of sales representatives is available online at [www.crestron.com/How-To-Buy/Find-a-Representative](http://www.crestron.com/How-To-Buy/Find-a-Representative) or contact us for additional information by visiting <https://www.crestron.com/contact/our-locations> for your local contact.

This product is covered under the Crestron standard limited warranty. Refer to [www.crestron.com/warranty](http://www.crestron.com/warranty) for full details.

The specific patents that cover Crestron products are listed online at [patents.crestron.com](http://patents.crestron.com).

Certain Crestron products contain open source software. For specific information, please visit [www.crestron.com/opensource](http://www.crestron.com/opensource).

Crestron, the Crestron logo, Smart Graphics, and XiO Cloud are either trademarks or registered trademarks of Crestron Electronics, Inc. in the United States and/or other countries. HDMI is either a trademark or registered trademark of HDMI Licensing LLC in the United States and/or other countries. Intel Core is either a trademark or registered trademark of Intel Corporation in the United States and/or other countries. Active Directory and Windows are either trademarks or registered trademarks of Microsoft Corporation in the United States and/or other countries. DisplayPort and VESA are either trademarks or registered trademarks of Video Electronics Standards Association in the United States and/or other countries. Zoom Rooms is either a trademark or registered trademark of Zoom Video Communications, Inc. in the United States and/or other countries. Other trademarks, registered trademarks, and trade names may be used in this document to refer to either the entities claiming the marks and names or their products. Crestron disclaims any proprietary interest in the marks and names of others. Crestron is not responsible for errors in typography or photography.

Specifications are subject to change without notice.

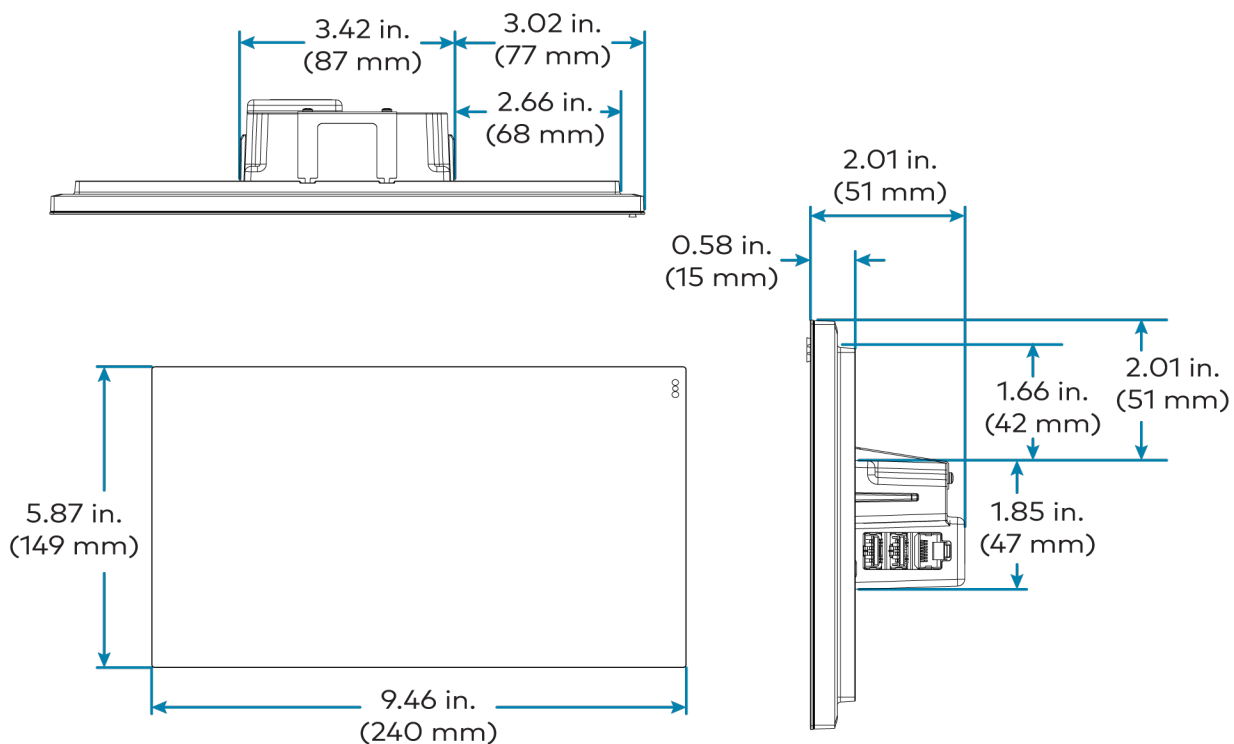
©2023 Crestron Electronics, Inc.

Rev 09/16/25

# UC-CX100-Z-WM

Crestron Flex Advanced Video Conference System Integrator Kit with a Wall Mounted Control Interface for Zoom Rooms® Software

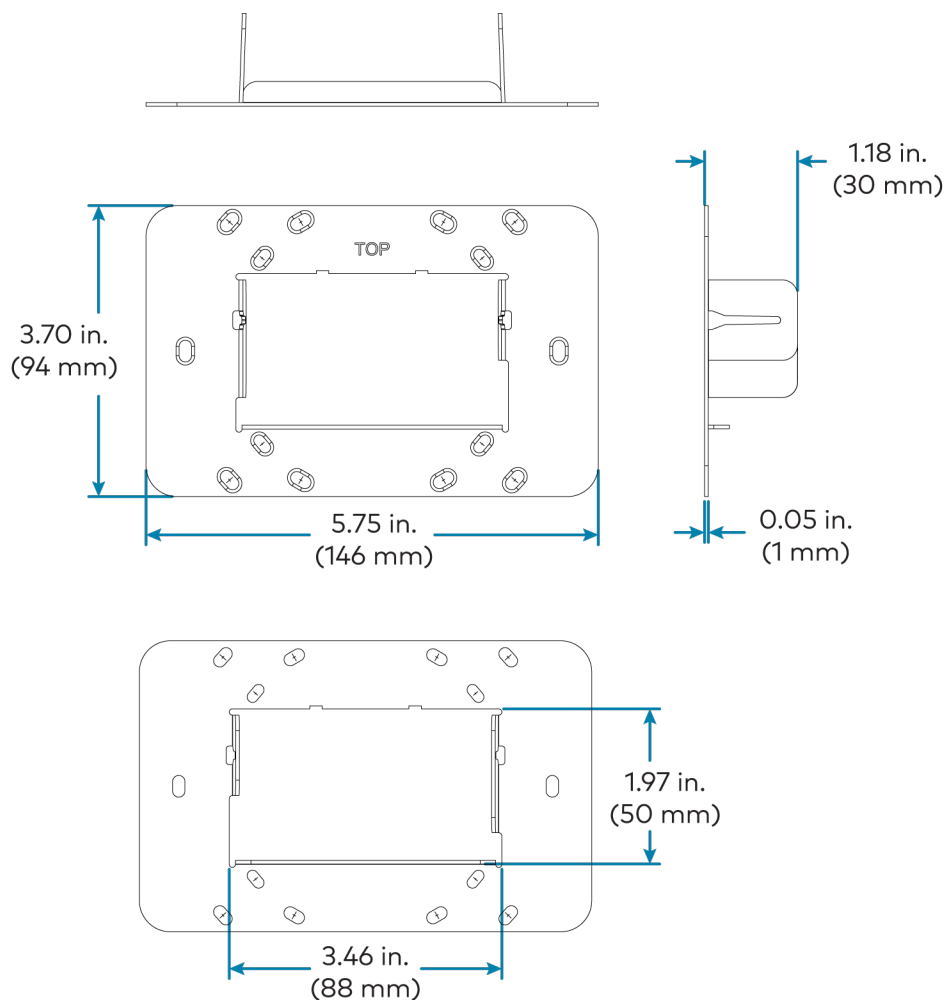
## Touch Screen (TSW-1070-B-S)



# UC-CX100-Z-WM

Crestron Flex Advanced Video Conference System Integrator Kit with a Wall Mounted Control Interface for Zoom Rooms® Software

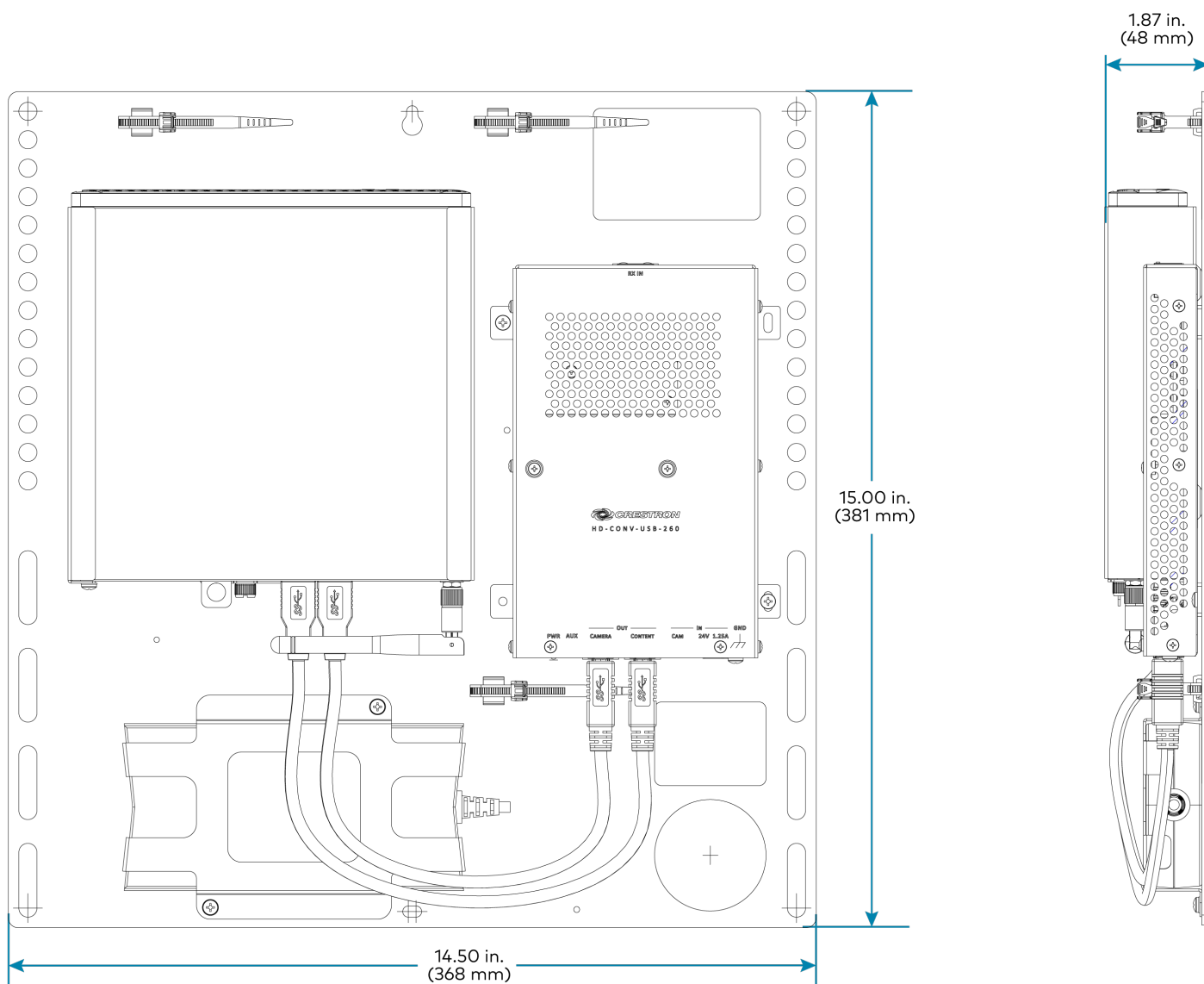
## TSW-1070 Mounting Bracket



# UC-CX100-Z-WM

Crestron Flex Advanced Video Conference System Integrator Kit with a Wall Mounted Control Interface for Zoom Rooms® Software

UC Bracket Assembly (UC-BRKT-260-P-Z-ASSY)



# UC-CX100-Z-WM

Crestron Flex Advanced Video Conference System Integrator Kit with a Wall Mounted Control Interface for Zoom Rooms® Software

## UC Presentation Transmitter (UC-PR)

